

CARE, INSTALLATION & WARRANTY

**FOR U-DEK® CUSTOM ROUTERED,
OCTI, Z & SURFGRIP DECKING**

End User / Dealer / Distributor / Certified
Fabricators Limited Warranty

GET IN TOUCH

USA

Ultralon Foam USA
P +1 401 398 0849
E sales-usa@
ultralonfoam.com

AUSTRALIA SYDNEY

12 Green Street
Revesby NSW 2212
P +61 2 8723 6100
E sales_au@gulfrubber.com
 @udek_australia
 U-DEK by Ultralon
Australia

NEW ZEALAND AUCKLAND

7 Woodson Place
Wairau Valley 0629
P +64 9 320 1640
E contact@ultralon.co.nz
 @udek_ultralon
 U-DEK by Ultralon NZ

NEW ZEALAND CHRISTCHURCH

11 Jipcho Road, Wigram
Christchurch 8042
P +64 3 389 4325
E sales@ultralon.co.nz
 @udek_ultralon
 U-DEK by Ultralon NZ



Unpacking & Storage

STORING ULTRALON[®] DECKING

Unpack your Ultralon[®] decking upon receiving. Decking may be rolled or folded inside the package for delivery. This is okay for short-term transportation. However, if left like this during long-term storage, permanent curling or creases can develop. To **remove any curling, lay decking flat and place weighted objects** onto the curled part of the decking.

STORE FLAT IN A DARK / DRY / COOL AREA

The acrylic paper backing on the decking, which protects the Pressure Sensitive Adhesive (PSA), can be affected by **humidity** over time. Storing in a dry, cool area, can preserve the PSA for later installation.

Storing in a dark area (ie. no sunlight) will protect colours from potential fading and help to ensure all colours will match upon later installation.

Ultralon[®] decking is durable, but for longevity after installation, it is recommended that the boat (or any other surface of application) **be covered**. (Examples include keeping the boat: in a garage, covered with a canvas boat cover, in a covered boat slip, dock or shed, etc). Reducing longer term exposure to the elements, when not in use, will help extend the life of your decking and reduce colour fade.




SITUATIONS TO AVOID:

- Long-term storage of items on the decking such as inflatable pool toys, tools or water bottles. **Keep decking away from reflective surfaces or from under glass**. These objects can refract/reflect light, thereby concentrating the beams to a level which can be destructive to the decking.
- Spills and messes on the decking – **clean immediately** to reduce possible staining. Some materials can stain the decking if not promptly removed. Examples include: mustard, ketchup, fish hooks left to rust, fish blood, bird droppings, etc.

Decking Installation Instructions

TOOLS REQUIRED

Sharp
Razor Knife



Roller



Isopropylene
cleaner
(preferred)



25mm/1-inch
Masking Tape



STORAGE

Ultralon® Decking should be stored in a cool, dry, indoor location until installed on boat.



INSTALLATION LIMITATIONS

Do **NOT** install decking in temperatures below 10°C (50°F) or above 38°C (100°F) Do **NOT** attempt to remove or adjust placement once decking has adhered.



PREPARATION

1. Thoroughly clean the surface area where decking will be applied using an alcohol based cleaner, such as Isopropylene.
2. Make sure all grease, adhesive, mold-release, wax and other substances are removed before installing the product. The area **must** be completely dry before applying decking.



INSTALLATION

1. Before you peel back the adhesive backing, place the decking on the application surface to **check correct fit and spacing** and determine the exact location of the decking.
2. Turn decking over so that the adhesive backing is face up. With a sharp razor knife carefully cut the adhesive paper backing down the center at the shortest width. Be sure to completely cut through the backing paper **WITHOUT** cutting the decking.
3. Now peel back and fold the four corners of the paper backing.
4. Turn the decking back over and position it exactly where you want it installed.
5. Using the 25mm/1-inch masking tape, tape one side of the decking in position on the application surface. Taping prevents the decking from moving while installing.
6. Then carefully lift up the side that is not taped down and pull up the folded corners to loosen the adhesive backing.
7. From the center working towards the outer edges, slowly and carefully peel the rest of the paper backing while applying the decking. Apply even pressure with a roller over the decking to ensure there's a firm bond between the decking and the surface area. **DO NOT PULL OR STRETCH THE DECKING.**
8. Remove the masking tape from the other side of the decking and repeat step 7.
9. The Pressure-Sensitive Adhesive (PSA) **must** be firmly rolled and pressed down on all surface areas and edges of the decking to ensure there is uniform adhesion.

Cleaning Ultralon[®] Decking



HOW TO CLEAN FOAM DECKING

- To clean **dirt, footprints**, etc. from your decking, use U-Dek[®] Cleaner and water along with a medium bristled deck brush.

Spray directly on a cool surface and not in direct sunlight. Lightly move around the cleaner with a soft or hard bristle brush. Let sit for 15-30 seconds. Add a small amount of water to the surface and lightly scrub again before rinsing. Repeat if necessary. Also safe to use on upholstery and carpet.

- To remove **suntan lotion**, use the U-Dek[®] Cleaner alone with a medium bristled deck brush.

Put small amount of the U-Dek[®] Cleaner on oil. Dip medium bristled boat brush in warm water and work around until oil is out. Rinse with water. Repeat if needed

- To remove **rust stains**, use a cap full of Grunt Cleaner.

Apply on the rust stain and allow to soak for 3-5 minutes. If necessary, use latex/nitrile gloves to massage the cleaner into the brushed or embossed texture of the decking. Rinse with water. Repeat if necessary, the rust stain will eventually be removed.

With Grunt cleaner, please be careful to avoid getting this solvent on the sides of the decking, it could damage the lamination or PSA.

Please be careful with all other cleaning products. Wear vinyl or nitrile gloves and eye protection.



DO NOT USE

- Mineral Spirits
- Grunt Cleaner (not as a general cleaner, okay for Step 4 application only)
- Acetone (if it must be used, avoid the adhesives as best as possible)
- Bleach (if used, dilute 1:1 with water)

**** FOR BEST CLEANING RESULTS, TEND TO ALL STAINS, SPILLS AND LEAKS
AS SOON AS POSSIBLE ****


PSA Repair Instructions

TOOLS REQUIRED

Sharp
Razor Knife



Roller



Isopropylene
cleaner



3M™ Hi-Tack 76
Spray Adhesive



1. **Determine** where the adhesion trouble spots are located. These are areas where the PSA has peeled away from the foam or boat surface.
2. If repairing uninstalled decking, pull back the acrylic paper backing on the decking. If repairing an already installed decking, lift the pad up to expose the area to be repaired.
 - a. **Installed decking** – clean substrate with Iso Propyl Alcohol & spray 3M™ Hi-Tack 76 to both substrate and back of foam decking
 - b. **Uninstalled decking** – spray 3M™ Hi-Tack directly to back of foam decking
3. Once decking is placed back into place **apply firm pressure** over the whole pad preferably with a compression roller to ensure correct adhesion.

Light Amplification

The sun **can reflect off gel-coat surfaces and damage Ultralon® Decking**. For certain applications and under certain conditions, decking applied in the cockpit and other areas with vertical surfaces and/or reflecting off hardware/stainless, gloss, etc., can expose Ultralon® Decking to temperatures above the operational temperature of 80°C (176°F).

Lighter colours and darker gel-coats reduce the Light Amplification problem. However, it will **not be covered** under our standard warranty if Light Amplification occurs.

Ultralon® decking is durable, but for longevity after installation, it is recommended that the boat (or any other surface of application) **be covered**. (Examples include keeping the boat: in a garage, covered with a canvas boat cover, in a covered boat slip/shed, etc). Reducing longer term exposure to the elements, when not in use, will help extend the life of your decking and reduce colour fade.




SITUATIONS TO AVOID

Inflatable pool toys or water bottles stored long-term on decking, or placing decking near reflective surfaces or beneath glass. These objects can refract/reflect light, thereby concentrating the beams to a level which can be destructive to the decking.

Example of light amplification effect occurrence:

REFLECTION

At certain angles light reflection can cause damage to the deck tread. Concave areas of the gel-coat are where the occurrence is most likely.



Ultralon[®] Foam International Limited

END USER/DEALER/DISTRIBUTOR/CERTIFIED FABRICATORS LIMITED WARRANTY FOR ULTRALON CUSTOM ROUTERED, OCTI, Z AND SURFGRIP DECKING

This Limited Warranty (the “**Warranty**”) is made by Ultralon Foam International Limited. (“Ultralon”), a New Zealand company, in connection with the Buyer’s purchase of a Ultralon product, as more fully defined in that certain purchase order of even date herewith (“**the Covered Product**”). This Warranty constitutes the entire agreement between Ultralon and the Buyer as to any warranty provided by Ultralon to the Buyer on the Covered Product.

I. ACKNOWLEDGEMENTS OF BUYER

By purchasing product, Buyer accepts this Warranty and acknowledges the following:

- A. That Buyer has read and understands and agrees to the terms and limitations of this Warranty
- B. That Buyer has been provided with sufficient opportunity to consult with independent legal counsel regarding this Warranty and the limitations hereof, and that Buyer has not relied upon any statements or representations of Ultralon for Buyer’s understanding or interpretation of any provision hereof.

WHAT THIS LIMITED WARRANTY COVERS

Ultralon warrants to the Buyer (“**Buyer**”, for purposes of this Warranty, means only first purchaser of the Covered Product and does not extend to subsequent purchasers) that the Covered Products are free from defects in workmanship and materials at the time of manufacture and for a period of thirty-six (36) months from the date the Covered Products are shipped from Ultralon for delivery to the Buyer. The limited warranty provided hereunder is subject to the strict precondition provided that the Covered Products are used and maintained in accordance with all Ultralon specifications for preparation, installation and storage.

II. WHAT THIS LIMITED WARRANTY DOES NOT COVER

This limited warranty does not cover the installation of the Product onto any surface, nor does it cover adhesion of the Product to the boat or to any other surface to which the Covered Products are applied. This warranty applies only to material and workmanship of the Covered Product itself. Some fading and/ or discolouration of the Covered Products may occur with time and use in the marine environment; such fading and/or discoloration is not covered by this limited warranty. This limited warranty covers only excessive fading or polymer degradation resulting from defective materials. This warranty specifically EXCLUDES deformation, discoloration or other damage to the Covered Product, and EXCLUDES all other damage or loss, resulting from the Covered Product’s being subjected to temperatures in excess of 80°C/176°F (“**Max Temp**”). Max Temp may occur for example in certain specific installations which result in light amplification at the Covered Product surface due to reflection of sunlight from reflective surfaces or refraction of sunlight through light-transmissive surfaces such as windshields or optically clear structures.

Care should be taken to avoid installing the Covered Product in such areas. It is exclusively the Buyer’s responsibility to provide assurance that any particular installation will not exceed the Max Temp. Ultralon Foam International Limited shall not be responsible for any damage or loss resulting from any application or use of the Covered Product which exceeds the Max Temp. Installations resulting in the Covered Product’s experiencing temperatures in excess of the Max Temp shall void this Warranty in its entirety.

The PSA (pressure sensitive adhesive) cannot be warranted as it is a product that may be effected by outside issues that might present a problem during installation which is beyond our control.

III. WHAT ULTRALON WILL DO

Covered Products determined by Ultralon to have material and/or workmanship defects will be covered as follows. Products deemed by Ultralon to be defective within thirty-six (36) months of shipment to Buyer will be replaced or a refund for the defective product will be provided. At Ultralon's sole option, they may choose to cover the shipping charges of the replacement Product for shipping within New Zealand. The Buyer will be responsible for all shipping charges for international shipping.

PROCEDURE

The Buyer shall first submit a completed End User/Dealer/Distributor Warranty Replacement Request and supporting photographs depicting the defective condition and/or return the product. If deemed defective by Ultralon an RMA (Returned Merchandise Authorization) will be issued along with a credit or a replacement pad for the defective Product in accordance with the terms stated herein.

IV. LIMITATIONS ON ULTRALON LIABILITY AND MISCELLANEOUS PROVISIONS

- A. Ultralon's total liability under this Warranty shall not exceed the replacement value of the Covered Product.
- B. In no event will Ultralon be liable under any theory of liability or be obligated for consequential or indirect damages of any type or nature.
- C. This Warranty shall not be assigned or transferred by the Buyer without the prior written approval of Ultralon.
- D. These Terms shall be governed by the laws of the State of New South Wales and the parties irrevocably submit to the non-exclusive jurisdiction of the Courts of the State of New South Wales.

V. STATUTORY RIGHTS

Statutory rights: In circumstances where you are acquiring Goods from us as a 'consumer' for the purposes of (and as defined in section 3 of Schedule 2 of) the ACL or as a 'buyer' for the purposes of the SGA, we acknowledge and agree that certain statutory guarantees and rights shall apply to you as provided by relevant laws October 2020 but subject to the Terms and Conditions available at

<https://qrco.de/bcznvc> (or scan the QR code to view)



as applicable and where permitted by relevant laws.

VI. WARRANTY DISCLAIMERS

- A. THIS WARRANTY SUPERSEDES AND REPLACES ANY PREVIOUS WARRANTY MADE OR OFFERED TO THE BUYER BY Ultralon, INCLUDING BUT NOT LIMITED TO ANY WARRANTY SET FORTH IN ANY OTHER AGREEMENT BETWEEN THE PARTIES HERETO.
- B. ULTRALON SPECIFICALLY DISCLAIMS ALL WARRANTIES OF ANY KIND, EXPRESS OR IMPLIED, NOT SPECIFICALLY SET FORTH IN THIS WARRANTY. OTHER THAN AS SPECIFICALLY SET FORTH IN THIS WARRANTY; (1) THERE ARE NO WARRANTIES ESTABLISHED OR IMPLIED; (2) THERE ARE NO WARRANTIES WHICH EXTEND BEYOND THE DESCRIPTION ON THE FACE HEREOF; (3) NO EXPRESS WARRANTY IS GIVEN; AND (4) NO AFFIRMATION OF FACT OR PROMISE MADE BY ULTRALON, BY WORD OR ACTION, SHALL CONSTITUTE A WARRANTY.
- C. ALL IMPLIED WARRANTIES OF MERCHANTABILITY AND/OR FITNESS OR SUITABILITY FOR A PARTICULAR PURPOSE ARE EXPRESSLY EXCLUDED FROM THIS WARRANTY.
- D. EXCEPT FOR THE PROVISIONS SET FORTH IN THIS WARRANTY, NO AGENT, EMPLOYEE, SUBCONTRACTOR, OR REPRESENTATIVE OF ULTRALON HAS ANY AUTHORITY TO BIND ULTRALON TO ANY OTHER AFFIRMATION, REPRESENTATION, OR WARRANTY CONCERNING THE PRODUCT SOLD TO THE BUYER. UNLESS AN AFFIRMATION, REPRESENTATION OR WARRANTY IS SPECIFICALLY INCLUDED IN THIS WARRANTY, IT SHALL NOT BE ENFORCEABLE BY THE BUYER.
- E. ULTRALON MAY, FROM TIME TO TIME, IN THEIR SOLE DISCRETION OFFER TO REPAIR OR REPLACE COVERED PRODUCT IN CERTAIN SPECIFIC SITUATIONS. SUCH OFFERS BY ULTRALON FOAM INTERNATIONAL LTD, IF MADE, ARE NOT TO BE CONSTRUED AS A WAIVER OF ANY EXCLUSION OR OTHER LIMITATION TO THIS WARRANTY STATED HEREIN, NOR ARE THEY TO BE TO BE CONSTRUED AS A COURSE OF DEALING THAT IN ANY WAY MODIFIES THE TERMS OF THIS WARRANTY.

I have read the warranty and agree with all terms. I have been informed of Light Amplification and all related documents.

Signature: Date: